

J-HOOK WITH WING -

3/4 in. | 1-5/16 in. | 2 in. | 4 in.



048-140/W SERIES

PART NUMBER:	DESCRIPTION:
048-143/34W	J-Hook, 3/4 in. Galvanized Steel, with Wing for 1/4 in. Rod
048-144/16W	J-Hook, 1-5/16 in. Galvanized Steel, with Wing for 1/4 in. Rod
048-145/20W	J-Hook, 2 in. Galvanized Steel, with Wing for 1/4 in. Rod
048-146/40W	J-Hook, 4 in. Galvanized Steel, with Wing for 1/4 in. Rod

DESCRIPTION

J-Hook 3/4 in. | 1-5/16 in. | 2 in. | 4 in.
Galvanized Steel with Wings for 1/4 in. Rod

FEATURES

- Pre-Galvanized Steel
- Rust Resistant Zinc Coating
- Zinc Plated Steel
- Load Capacity - 60 lbs
- For more information on load capacity, see the Load & Mechanical Capacity chart on pg. 3
- Thickness: 0.05 in. (1.35 mm)
- Can be attached to a wide variety of structures using beam clamps

CONSTRUCTION

Hook Diameter:

048-143/34W:	0.75 in. (19.05 mm)
048-144/16W:	1.31 in. (33.27 mm)
048-145/20W:	2 in. (50.8 mm)
048-146/40W:	4 in. (101.6 mm)

Height:

048-143/34W:	4.56 in. (115.82 mm)
048-144/16W:	5.83 in. (148.08 mm)
048-145/20W:	6.22 in. (157.99 mm)
048-146/40W:	7.49 in. (190.25 mm)

Width:

048-143/34W:	0.90 in. (22.86 mm)
048-144/16W:	1.42 in. (36.07 mm)
048-145/20W:	1.45 in. (36.83 mm)
048-146/40W:	1.93 in. (49.02 mm)

Hole Diameter:

0.21 in. (5.33 mm)

Thickness:

0.05 in. (1.35 mm)



VERTICAL CABLE

951.696.7772 California
800.749.2447 Florida
845.391.8318 New York
713.322.7242 Texas



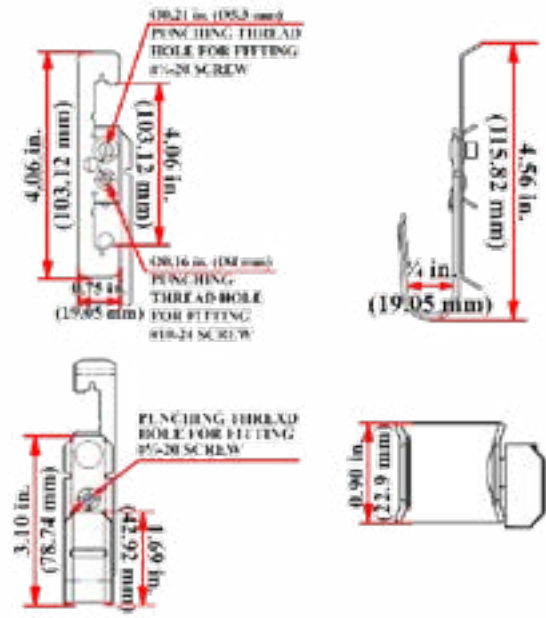
verticalcable.com

Rev. 10/2025

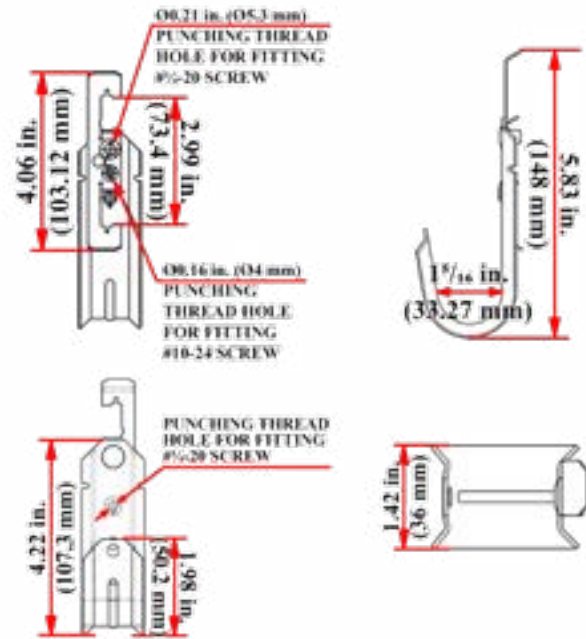
Subject to change without notice.

J-HOOK WITH WING - 3/4 in. | 1-5/16 in. | 2 in. | 4 in.

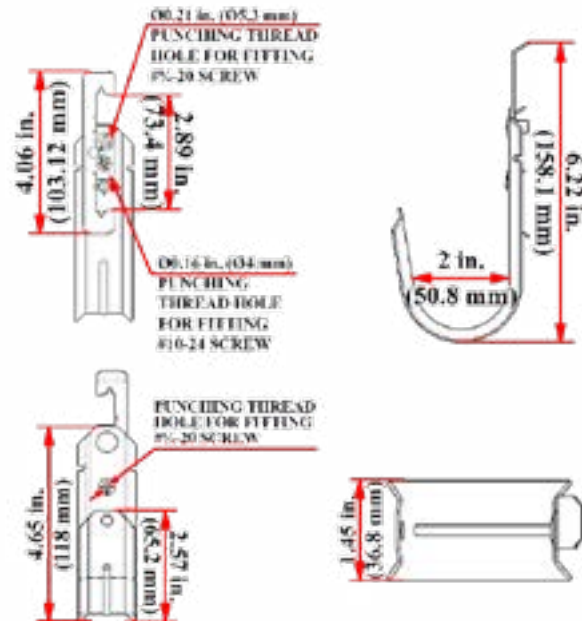
J-HOOK WITH WING - 3/4 in. | 1-5/16 in. | 2 in. | 4 in.



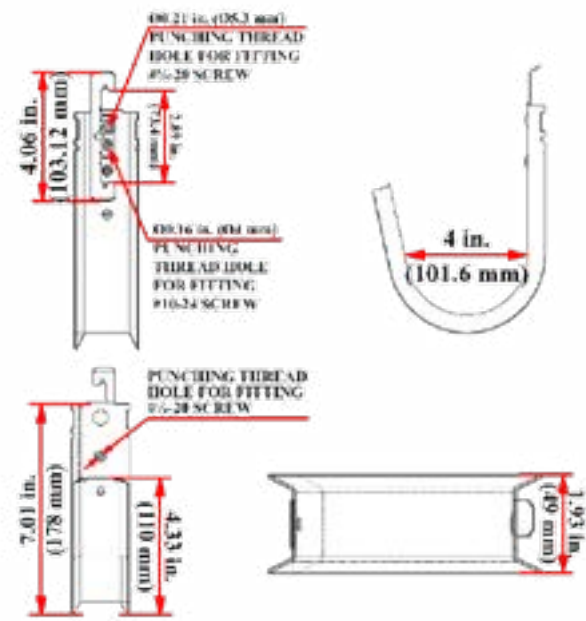
048-143/34W



048-144/16W

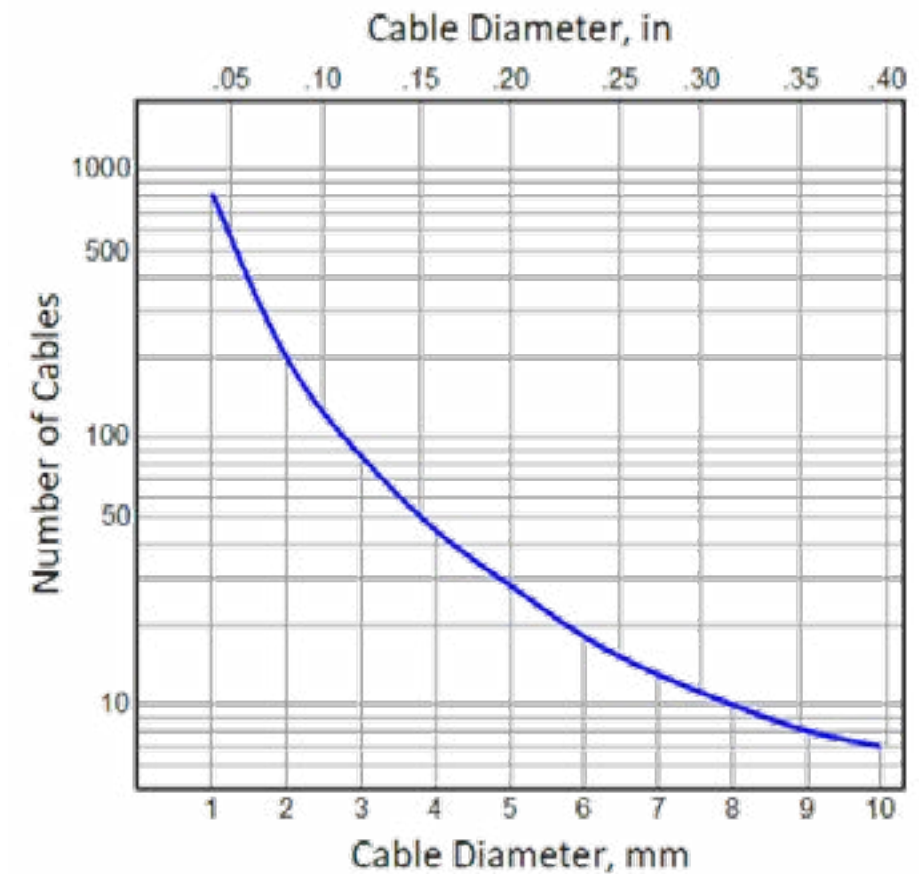


048-145/20W



048-146/40W

LOAD & MECHANICAL CAPACITY:



NOTE: The capacity chart provided above shows maximum possible values calculated based on the geometry parameters of the J-hooks. In real life installations, due to imperfection of cable bundles and variable paths cables take within the bundles, actual J-hook's capacity could be lower and reach 50 % of the maximum as the worst-case scenario, the uncertainty grows as the number of cables placed on the J-hook grows. Typical recommended quantity reduction should be 25 % against the values provided in the graphs.

VERTICAL CABLE

951.696.7772 California
800.749.2447 Florida
845.391.8318 New York
713.322.7242 Texas



verticalcable.com

Rev. 10/2025

Subject to change without notice.

VERTICAL CABLE

951.696.7772 California
800.749.2447 Florida
845.391.8318 New York
713.322.7242 Texas



verticalcable.com

Rev. 10/2025

Subject to change without notice.