



VERTICAL CABLE

IP68 INLINE COUPLER

CAT6 (RED) | CAT6A (BLUE) | SHIELDED | WATER-RESISTANT

040-380s SERIES

DESCRIPTION

CAT6 (040-381/C6/OWP) & CAT6A (040-382/C6A/OWP) RJ45 Outdoor Water-Resistant - Shielded Coupler

FEATURES

- Shielded RJ45 female to female coupler
- IP68 Rated - Water and Dust Protection
- For harsh industrial or outdoor environments
- RoHS Compliant



PERFORMANCE

MECHANICAL

Housing Material:
Insert Material:
PCB Material:
RJ45 Jack Contact:

Meets or exceeds ANSI/TIA-568.2-D and ISO/IEC 11801 specifications

PA66
Flame Retardancy PBT
FR-4 T= 0.06 (1.6 mm)
Phosphor Bronze with nickel plating / gold plating (3U/6U/15U/30U/50U)
750 times min.

RJ45 Jack Life:

ELECTRICAL

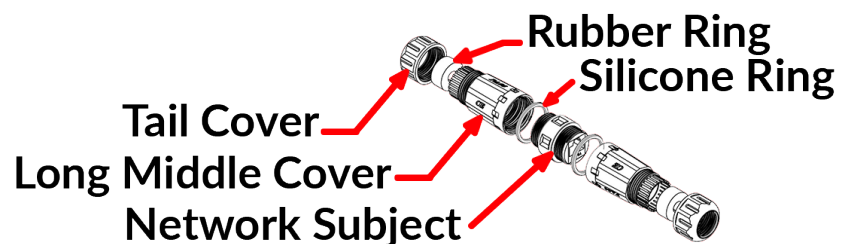
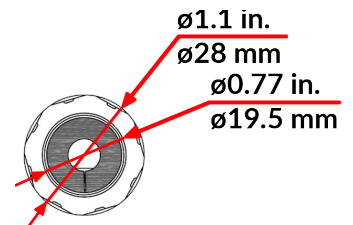
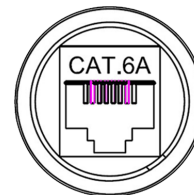
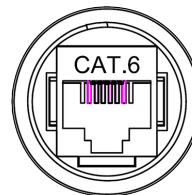
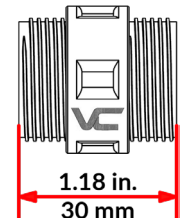
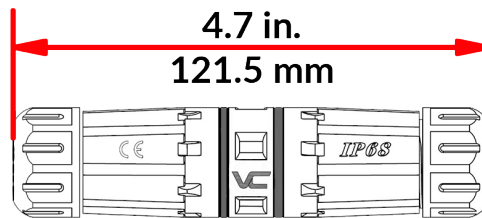
Voltage Rating:
Current Rating:
Contact Resistance:
Insulation Resistance:
Dielectric Strength:

125 VAC RMS
1.5 AMP
100 Milliohms max.
1000 Megaohms min. @ 500 VDC
750 VAC RMS 60 Hz, 1 min.

ENVIRONMENTAL

Operating Temperature:
Storage Temperature:

0°C to 70°C
-40°C to +85°C



Florida (HQ)
800-749-2447

California
951-696-7772

New York
845-391-8318

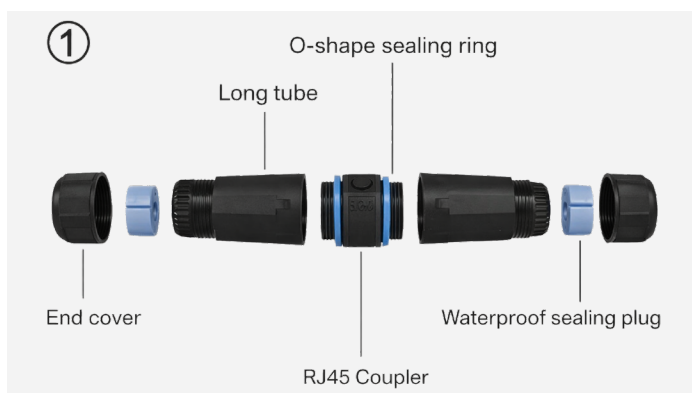
Texas
713-322-7242

verticalcable.com

This specification sheet is subject to change without notice.

Rev. 01/2026

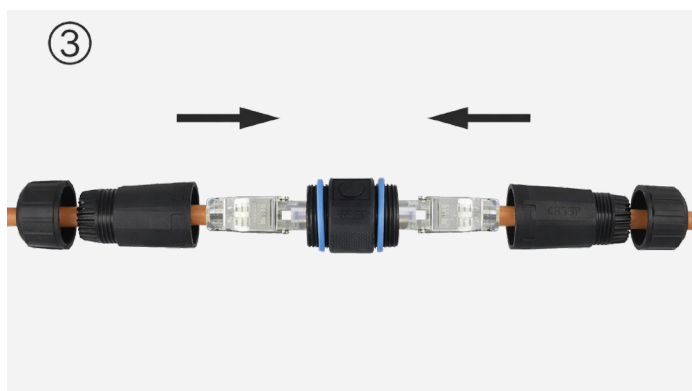




Accessories: 2 pcs. End Covers, 2 pcs. Long Tubes, 1 pc. RJ45 Coupler, 2 pcs. O-Shape Sealing Rings, 2 pcs. Water-Resistant Sealing Plugs



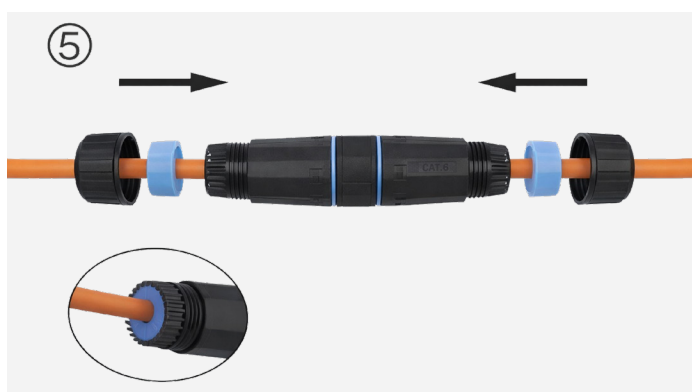
Pass the two cables through the end covers and the long tubes respectively.



Insert the patch cords into both ends of the RJ45 couplers.



Screw the long tube tightly onto the RJ45 coupler as guided in the manual.



Lock the two water-resistant plugs on the cable, then put them into the end of the long tube. *Note: The plug is engraved with the word "water-resistant" on one side outward*



Screw the end cover at both ends onto the long tube. Finally, to check whether the waterproof plug is closely matched with the cables.