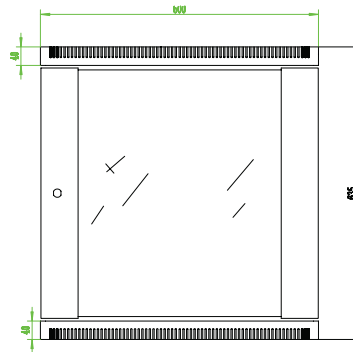


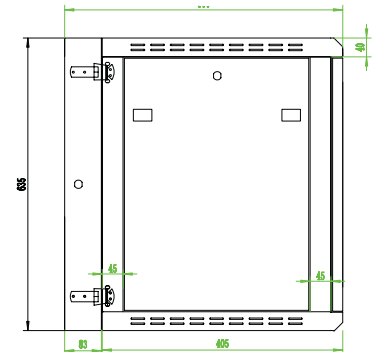
12 RMU WALL MOUNT SWING OUT ENCLOSURE

047-WHS-1260

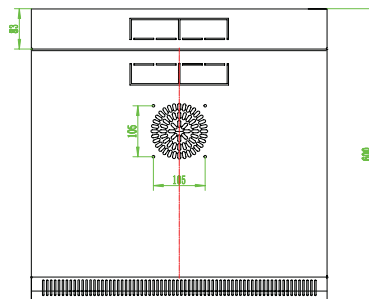
Height	Width	Depth	Usable Depth	Color	Weight	Capacity
25 in.	24 in.	24 in.	15.75 in.	Black	68 lb	132 lb



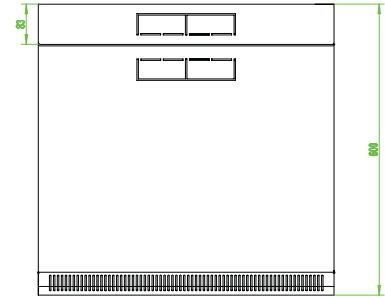
FRONT



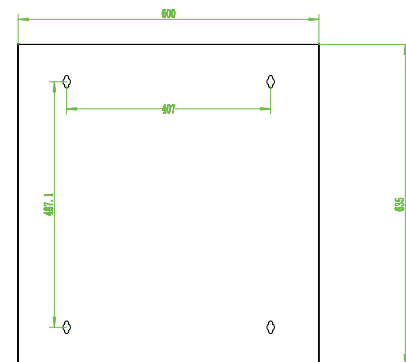
SIDE



TOP



BOTTOM



REAR



DESCRIPTION

12 RMU Wall Mount Swing Out Enclosure

FEATURES

- Easily removable front door
- Easily removeable side panels
- Front and side door locks
- Dust protective glass
- Top and vented side panels
- Nonreversible rear swing out allows easy access to rear
- Cooling fan and power supply built in
- Easy access for installation
- Ships fully assembled
- Black Powder Coated Finish
- Comes with 20 sets of washers, screws, cage nuts



VERTICAL CABLE

951.696.7772 California

800.749.2447 Florida

845.391.8318 New York

713.322.7242 Texas

verticalcable.com

Rev. 05/2025

Subject to change without notice.