

20 RMU WALL MOUNT SWING OUT ENCLOSURE



047-WHS-2060

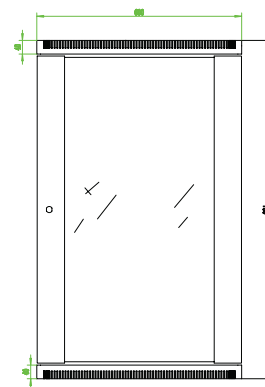
Height	Width	Depth	Usable Depth	Color	Weight	Capacity
39 in.	24 in.	24 in.	15.75 in.	Black	85.5 lb	132 lb

DESCRIPTION

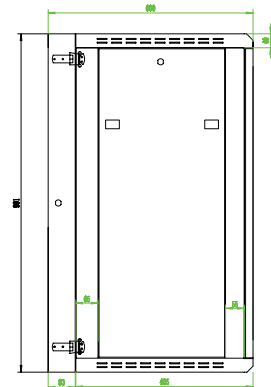
20 RMU Wall Mount Swing Out Enclosure
24 in. Depth

FEATURES

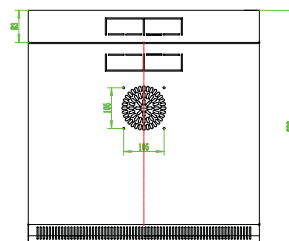
- Easily removable front door and side panels
- Front and side door locks
- Dust protective plexiglass
- Top and side vented panels
- Nonreversible rear swing-out allows easy access to the rear
- Cooling fan and power supply built-in
- Easy access for installation
- Ships fully assembled
- Black Powder Coated Finish
- Comes with 20 sets of washers, screws, cage nuts



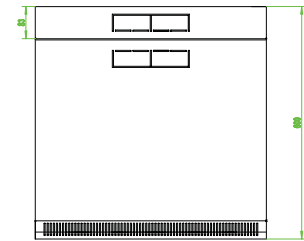
FRONT



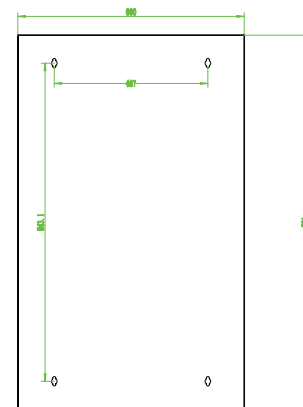
SIDE



TOP



BOTTOM



BACK

VERTICAL CABLE

951.696.7772 California
800.749.2447 Florida
845.391.8318 New York
713.322.7242 Texas

verticalcable.com

Rev. 05/2025

Subject to change without notice.