

12 RMU WALL MOUNT SWING OUT ENCLOSURE

047-WHS-1270

Height	Width	Depth	Usable Depth	Color	Weight	Capacity
25 in.	24 in.	31 in.	22.5 in.	Black	67 lb	132 lb

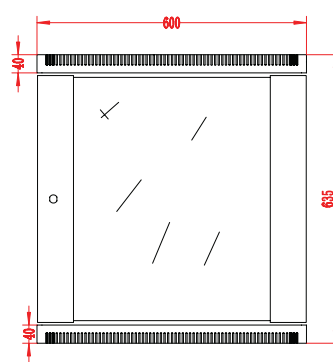


DESCRIPTION

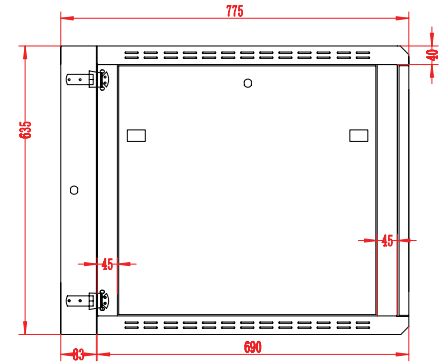
12 RMU Wall Mount Swing Out Enclosure
31 in. Depth

FEATURES

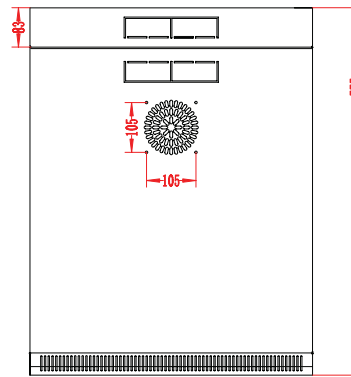
- Easily removable front door
- Easily removeable side panels
- Front and side door locks
- Dust protective glass
- Top and vented side panels
- Nonreversible rear swing out allows easy access to rear
- Cooling fan included
- Easy access for equipment installation
- Ships fully assembled
- Black Powder Coated Finish
- Comes with 20 sets of washers, screws, cage nuts



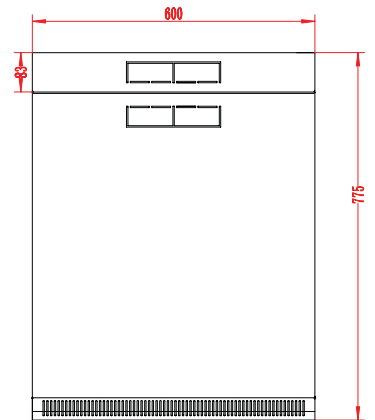
FRONT



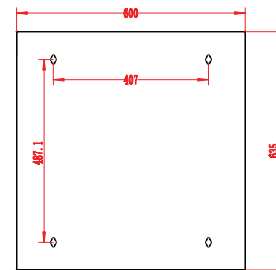
SIDE



TOP



BOTTOM



REAR

VERTICAL CABLE

951.696.7772 California
800.749.2447 Florida
845.391.8318 New York
713.322.7242 Texas

verticalcable.com

Rev. 05/2025

Subject to change without notice.