

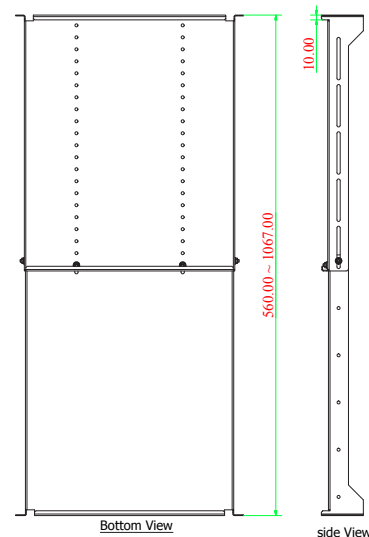

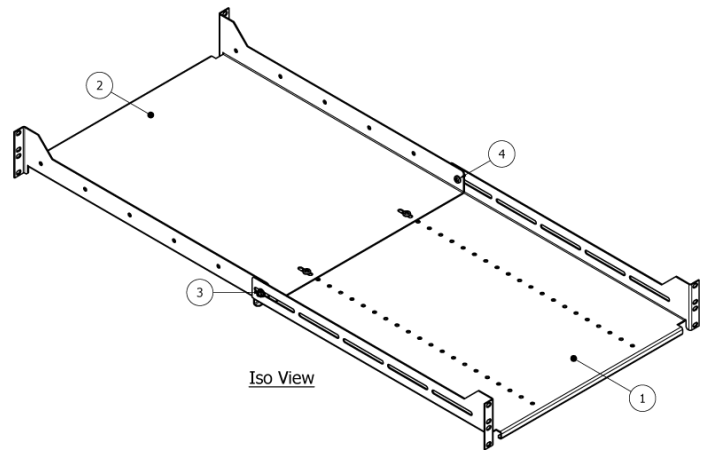
ADJUSTABLE SHELF

2 RMU 4 POINT

047-WAS-2400

| Height | Width | Adjustable Depth | Color | Unit Weight | Capacity |
|---------|--------|------------------|-------|-------------|-----------|
| 3.5 in. | 19 in. | 22 - 42 in. | Black | 13 lb. | 220.5 lb. |

| PARTS LIST | | | |
|------------|-------------------------|-----|-----------------------|
| ITEM | DESCRIPTION | QTY | MATERIAL |
| 1 | Adjustable Tray- 01 | 1 | 1.5 MM EG Steel, Mild |
| 2 | Adjustable Tray- 02 | 1 | 1.5 MM EG Steel, Mild |
| 3 | M6 Flange Nut | 4 | Steel, Mild |
| 4 | M6 x 13mm Machine Screw | 4 | Steel, Mild |



DESCRIPTION

**2 RMU Heavy Duty Adjustable Shelf,
19 in., 4 point, Black**

FEATURES

- Fits most standard 19 in. Racks and Wall Mounts, 4 point mounting
- Made from 1.5 mm EG Steel
- Comes with 16 sets of M6 Washers/Screws/ Cage Nuts
- Loading Capacity 220.5 lbs.
- Adjustable depth: 22 to 42 in.
- Suitable for network electronics/ components & keyboards

VERTICAL CABLE

951.696.7772 California
800.749.2447 Florida
845.391.8318 New York
713.322.7242 Texas

verticalcable.com

Rev. 05/2025

Subject to change without notice.