

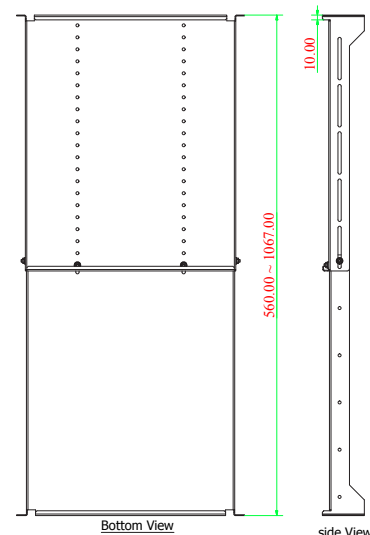

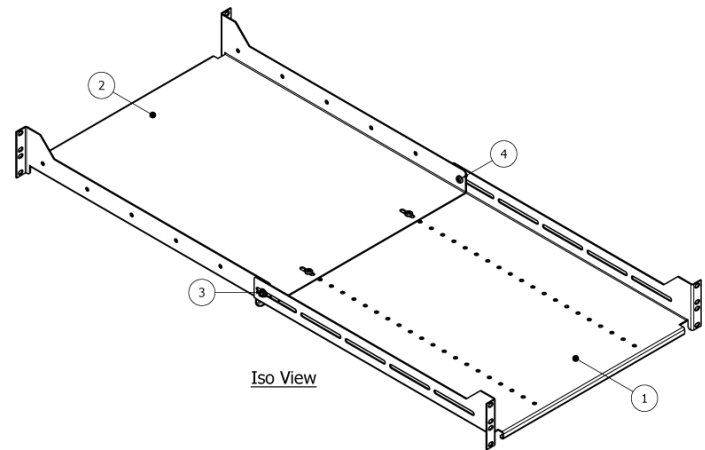
ADJUSTABLE SHELF

2 RMU 4 POINT

047-WAS-2400

Height	Width	Depth	Color	Weight	Capacity
3 in.	19 in.	42 in.	Black	13 lb	121 lb

PARTS LIST			
ITEM	DESCRIPTION	QTY	MATERIAL
1	Adjustable Tray- 01	1	1.5 MM EG Steel, Mild
2	Adjustable Tray- 02	1	1.5 MM EG Steel, Mild
3	M6,Flange Nut	4	Steel, Mild
4	M6 x 13mm Machine Screw	4	Steel, Mild



DESCRIPTION

2 RMU Heavy Duty Adjustable Shelf,
19 in., 4 point, Black

FEATURES

- Fits most standard 19 in. Racks and Wall Mounts, 4 point mounting
- Made from 1.5 mm EG Steel
- Comes with 16 sets of M6 Washers/Screws/ Cage Nuts
- Loading Capacity 350 lbs
- Adjustable depth: 22 in. to 42 in.
- Suitable for network electronics/ components & keyboards



VERTICAL CABLE

951.696.7772 California
800.749.2447 Florida
845.391.8318 New York
713.322.7242 Texas

verticalcable.com

Rev. 04/2025

Subject to change without notice.