

CAT6 UTP Plenum-Rated CMP Rated

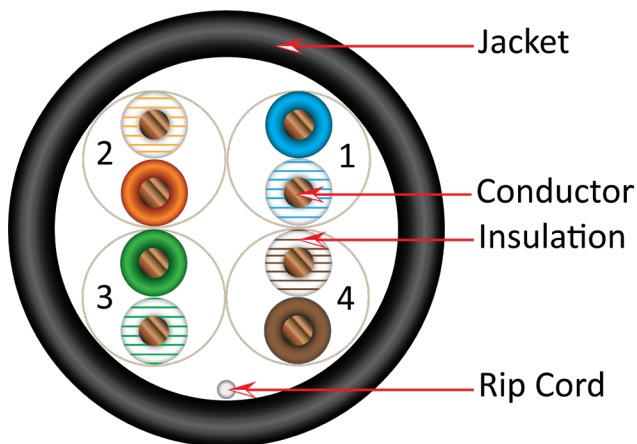


DESCRIPTION

CAT6, 23 AWG, UTP, 8C Solid Bare Copper, 550MHz, CMP Rated.

FEATURES

- High-Performance Data Cable
- Suitable for High-Speed Data Applications, Gigabit Ethernet, Fast Ethernet
- Easily Identified Color-Striped Pairs
- Unshielded Twisted Pair (UTP) Cable
- 23AWG Solid Bare Copper Conductors
- Exceeds ANSI/TIA 568-C.2
- Supports PoE+ (Type 2) IEEE 802.3at (25.5W)
- Excellent Attenuation and Crosstalk
- UL listed, RoHS Compliant, TAA Compliant
- Packaging: 1,000 ft Pull Box
- Weight: 28.5 lbs



066 SERIES

TECHNICAL DATA

NVP: 69%

CONDUCTOR

Solid Bare Copper

AWG: 23

INSULATION

FEP

Thickness: 0.009 in. (0.22 mm)

JACKET

FR-PVC

Outer Diameter: 0.21 in. (5.3 mm)

Separator (Divider): No (Spline-less)

Rip Cord: Yes

COLOR OF PAIRS

Pair 1: Blue, White-Blue

Pair 2: Orange, White-Orange

Pair 3: Green, White-Green

Pair 4: Brown, White-Brown

ELECTRICAL CHARACTERISTICS

Standard: ANSI/TIA-568.2-D

Impedance: 100Ω±15%

STANDARDS

Flame Test 6 (FT6 Rating), ANSI/NFPA Standard 262 with the applicable electrical transmission characteristics

JACKET PRINTING

Vertical Cable E191267 (UL) c(UL) CMP FT6 75 °C 23 AWG 4PR - ETL VERIFIED CAT6 ANSI/TIA 568.2-D TESTED TO 550MHz ROHS COMPLIANT P13199 1000FT 01/2023

ELECTRICAL CHARACTERISTICS

Conductor Resist.: 93.8 Ω/km 20° C Max

Mutual Capacitance: 5.6 nF/100m Max

Resist. Unbalance: 5% Max

Compac. Unbalance: 330 pF/100m Max

Jacket color available in
Black, Blue, Green, Gray, Red, White, Yellow, Orange, Purple, Pink

VERTICAL CABLE

951.696.7772 California

800.749.2447 Florida

845.391.8318 New York

713.322.7242 Texas



verticalcable.com

Rev. 02/2025

Subject to change without notice.

PERFORMANCE

Frequency (MHz)	Attenuation Min. dB/100m	Return Loss Min. dB/100m	NEXT Min. dB/100m
1	2.0	21.0	74.3
4	3.8	23.4	65.3
8	5.4	24.6	60.8
10	6.0	25.0	59.3
16	7.7	25.0	56.3
20	8.6	25.0	54.8
25	9.6	24.3	53.3
31.25	10.8	23.6	51.9
62.5	15.7	21.5	47.4
100	20.2	20.1	44.3
200	29.8	18.0	39.8
250	33.8	17.3	38.3
300	34.9	16.8	37.1
350	36.3	16.3	36.1
400	39.6	15.9	35.3
500	45.4	15.2	33.8
550	48.3	14.9	33.2

Frequency (MHz)	P.S NEXT Min. dB/100m	FEXT Min. dB/100m	P.S ELNEXT Min. dB/100m
1	72.3	67.8	64.8
4	63.3	55.7	52.7
8	58.8	49.7	46.7
10	57.3	47.8	44.8
16	54.3	43.7	40.7
20	52.8	41.7	38.7
25	51.3	39.8	36.8
31.25	49.9	37.9	34.9
62.5	45.4	31.8	28.8
100	42.3	27.8	24.8
200	37.0	21.7	18.7
250	36.3	19.8	16.8
300	35.1	18.3	15.3
350	34.1	16.9	13.9
400	33.3	15.8	12.8
500	31.8	13.8	10.8
550	31.2	13.0	10.0

VERTICAL CABLE

951.696.7772 California
 800.749.2447 Florida
 845.391.8318 New York
 713.322.7242 Texas



verticalcable.com

Rev. 02/2025

Subject to change without notice.



Cable ID: 066-10G TEST

Test Summary: PASS

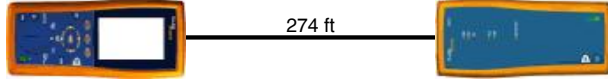
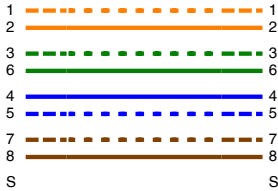
Date / Time: 06/14/2013 12:30:31pm
Headroom: 3.5 dB (NEXT 12-45)
Test Limit: 10GBASE-T
 Cable Type: Cat 6 UTP

Operator: Your Name
 Software Version: 2.5200
 Limits Version: 1.7000
 NVP: 69.0%

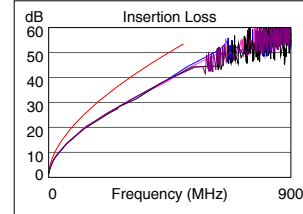
Model: DTX-1800
 Main S/N: 1279007
 Remote S/N: 1279008
 Main Adapter: DTX-CHA002
 Remote Adapter: DTX-CHA002

Wire Map (T568B)

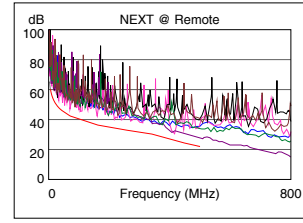
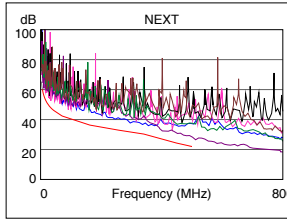
PASS



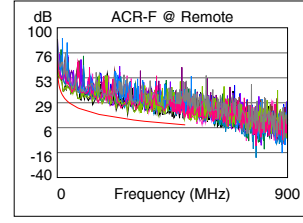
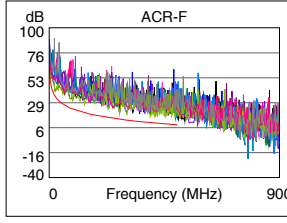
Length (ft)	[Pair 45]	274
Prop. Delay (ns), Limit 555		437
Delay Skew (ns), Limit 50		34
Resistance (ohms)	[Pair 36]	18.0
Insertion Loss Margin (dB)	[Pair 36]	10.6
Frequency (MHz)	[Pair 36]	500.0
Limit (dB)	[Pair 36]	53.4



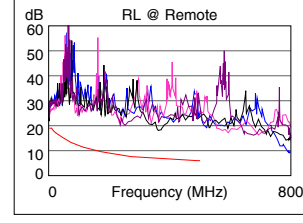
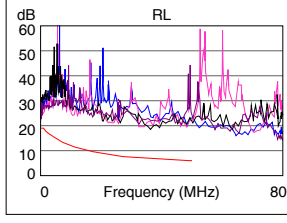
	Worst Case Margin		Worst Case Value	
	MAIN	SR	MAIN	SR
PASS				
Worst Pair	12-45	12-45	36-45	36-45
NEXT (dB)	4.6	3.5	6.0	5.5
Freq. (MHz)	29.5	46.5	484.0	493.0
Limit (dB)	48.8	45.5	22.7	22.3
Worst Pair	12	45	36	36
PS NEXT (dB)	5.0	3.9	6.5	5.5
Freq. (MHz)	29.4	402.0	484.0	491.0
Limit (dB)	46.2	24.4	21.0	20.8



	Worst Case Margin		Worst Case Value	
	MAIN	SR	MAIN	SR
PASS				
Worst Pair	12-78	12-78	78-12	12-78
ACR-F (dB)	4.5	4.1	5.5	4.1
Freq. (MHz)	22.9	495.0	495.0	495.0
Limit (dB)	36.1	9.4	9.4	9.4
Worst Pair	12	78	12	36
PS ACR-F (dB)	6.6	6.9	6.6	7.6
Freq. (MHz)	498.0	304.0	498.0	494.0
Limit (dB)	6.3	10.6	6.3	6.4



	Worst Case Margin		Worst Case Value	
	MAIN	SR	MAIN	SR
PASS				
Worst Pair	36	36	45	45
RL (dB)	3.8	5.1	11.4	11.3
Freq. (MHz)	3.9	3.9	390.0	361.0
Limit (dB)	19.0	19.0	6.1	6.4



Compliant Network Standards:
 10BASE-T 100BASE-TX 100BASE-T4
 1000BASE-T 10GBASE-T ATM-25
 ATM-51 ATM-155 100VG-AnyLan
 TR-4 TR-16 Active TR-16 Passive

LinkWare Version 6.1

Project: DEFAULT
 Site: Client Name

UNTITLED.flw



VERTICAL CABLE
 951.696.7772 California
 800.749.2447 Florida
 845.391.8318 New York
 713.322.7242 Texas



verticalcable.com

Rev. 02/2025

Subject to change without notice.