

# 20 RMU WALL MOUNT SWING OUT ENCLOSURE



## 047-WHS-2060

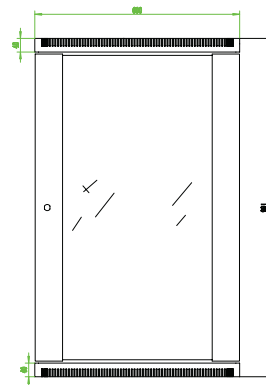
Height	Width	Depth	Usable Depth	Color	Weight	Capacity
39 in.	24 in.	24 in.	15.75 in.	Black	85.5 lb	132 lb

### DESCRIPTION

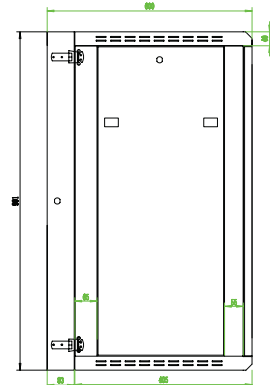
20 RMU Wall Mount Swing Out Enclosure

### FEATURES

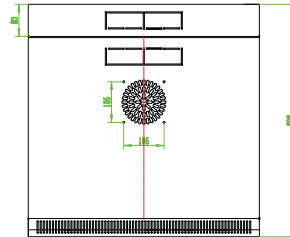
- Easily removable front door and side panels
- Front and side door locks
- Dust protective plexiglass
- Top and side vented panels
- Nonreversible rear swing-out allows easy access to the rear
- Cooling fan and power supply built-in
- Easy access for installation
- Ships fully assembled
- Black Powder Coated Finish
- Comes with 20 sets of washers, screws, cage nuts



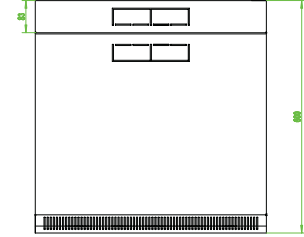
FRONT



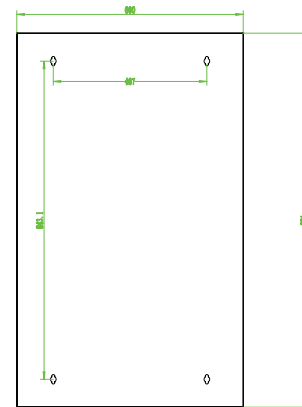
SIDE



TOP



BOTTOM



BACK

## VERTICAL CABLE

951.696.7772 California  
800.749.2447 Florida  
845.391.8318 New York  
713.322.7242 Texas

[verticalcable.com](http://verticalcable.com)

Rev. 03/2025

Subject to change without notice.